

Signify Classified - Internal
Cooper Lighting Solutions Photometric Lab
1121 Highway 74 South
Peachtree City, GA 30269



Scaled data based on original data using
LM-79-08 Approved Method: Electrical and Photometric Measurements of Solid-
State Lighting Products

Test Report Prepared for
Cooper Lighting Solutions
(formerly Eaton)

Brand: INVUE

Report Number: P869063

Luminaire Tested: **EMM2-HSN-SA2A-740-U-T4W-HSS**

Issue Date: 08/22/2024



Test Information

Test Method: LM-79-08
Report Number: P869063
Test Lab: INNOVATION CENTER(G3)
Issue Date: 08/22/2024
Manufacturer: COOPER LIGHTING SOLUTIONS (FORMERLY EATON)
Product Line: INVUE
Catalog Number: EMM2-HSN-SA2A-740-U-T4W-HSS
Description: EPIC MODERN SHORT HOUSING DISCRETE LED ARRAYS 70W 70CRI 4000K
FIXTURE w/ TYPE IV WIDE DISTRIBUTION OPTIC AND HOUSE SIDE SHIELD
Light Source: (20) 4000K CCT, 70 CRI LEDS
Ballast/Driver: ELECTRONIC DRIVER

Summary

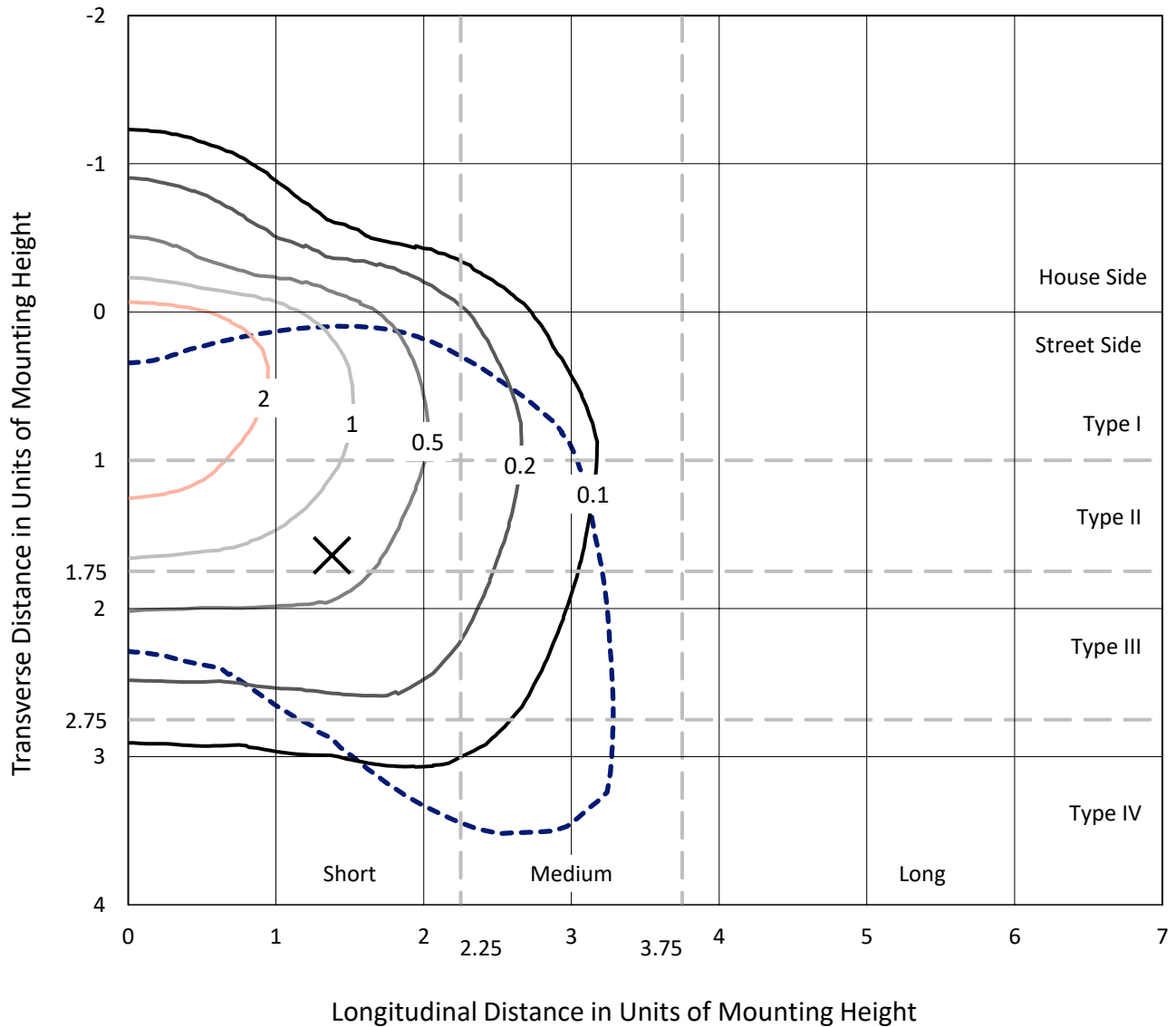
Lumens per Lamp: N/A
Luminaire Lumens: 6607.8 lumens
Efficiency: N/A
Efficacy: 108.3 lumens/watt
Luminous Opening: Rectangular (W 0.67' x L: 0.33' x H: 0')
IES Classification: Type IV - Short
BUG Rating: B1 - U0 - G2

Input Watts (W): 61
Input Voltage (V): 120
Input Current (A_{in}): NR
Voltage Rise (V): NR
Power Factor: 0.99
Total Harmonic Distortion (THDi): 9.89%
Frequency (hertz): 60
Stabilization Time: NR
Operation Time: NR
Ambient Temperature (°C): NR
Test Distance: 24 FT

REPORT NUMBER: P869063
 CATALOG NUMBER: EMM2-HSN-SA2A-740-U-T4W-HSS

Iso-Footcandle Lines of Horizontal Illumination

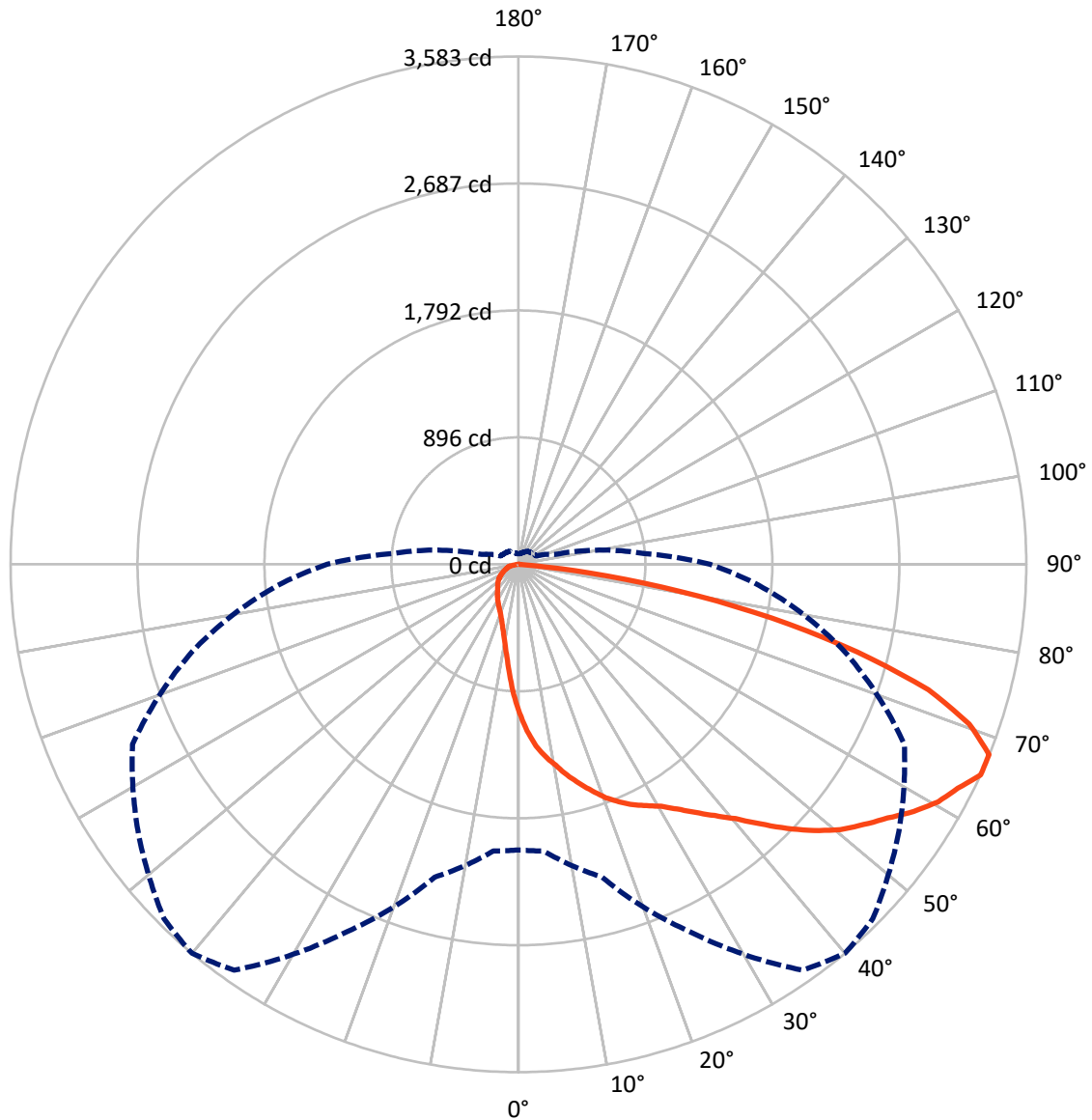
× Max cd
 - - - 1/2 Max cd



Based on 20 foot mounting height. Maximum calculated value = 3.8 fc
 Type IV - Short - N/A

REPORT NUMBER: P869063
CATALOG NUMBER: EMM2-HSN-SA2A-740-U-T4W-HSS

Luminous Intensity Polar Plot



— Vertical Plane Through 40-Deg Lateral - - - Horizontal Cone Through 65-Deg Vertical

REPORT NUMBER: P869063
 CATALOG NUMBER: EMM2-HSN-SA2A-740-U-T4W-HSS

FLUX DISTRIBUTION:

		Downward	Upward	Total
House Side	Lumens	791.1	0.0	791.1
	% Fixture	12.0	0.0	12.0
Street Side	Lumens	5816.7	0.0	5816.7
	% Fixture	88.0	0.0	88.0
Total	Lumens	6607.8	0.0	6607.8
	% Fixture	100.0	0.0	100.0

Coefficient of Utilization

ZONAL LUMENS:

Zone	Lumens	% Fixture
0°-10°	98.3	1.5
10°-20°	295.6	4.5
20°-30°	508.6	7.7
30°-40°	768.8	11.6
40°-50°	1124.1	17.0
50°-60°	1435.8	21.7
60°-70°	1432.9	21.7
70°-80°	840.2	12.7
80°-90°	103.5	1.6
90°-100°	0.0	0.0
100°-110°	0.0	0.0
110°-120°	0.0	0.0
120°-130°	0.0	0.0
130°-140°	0.0	0.0
140°-150°	0.0	0.0
150°-160°	0.0	0.0
160°-170°	0.0	0.0
170°-180°	0.0	0.0
0°-90°	6607.8	100.0
0°-180°	6607.8	100.0



REPORT NUMBER: P869063

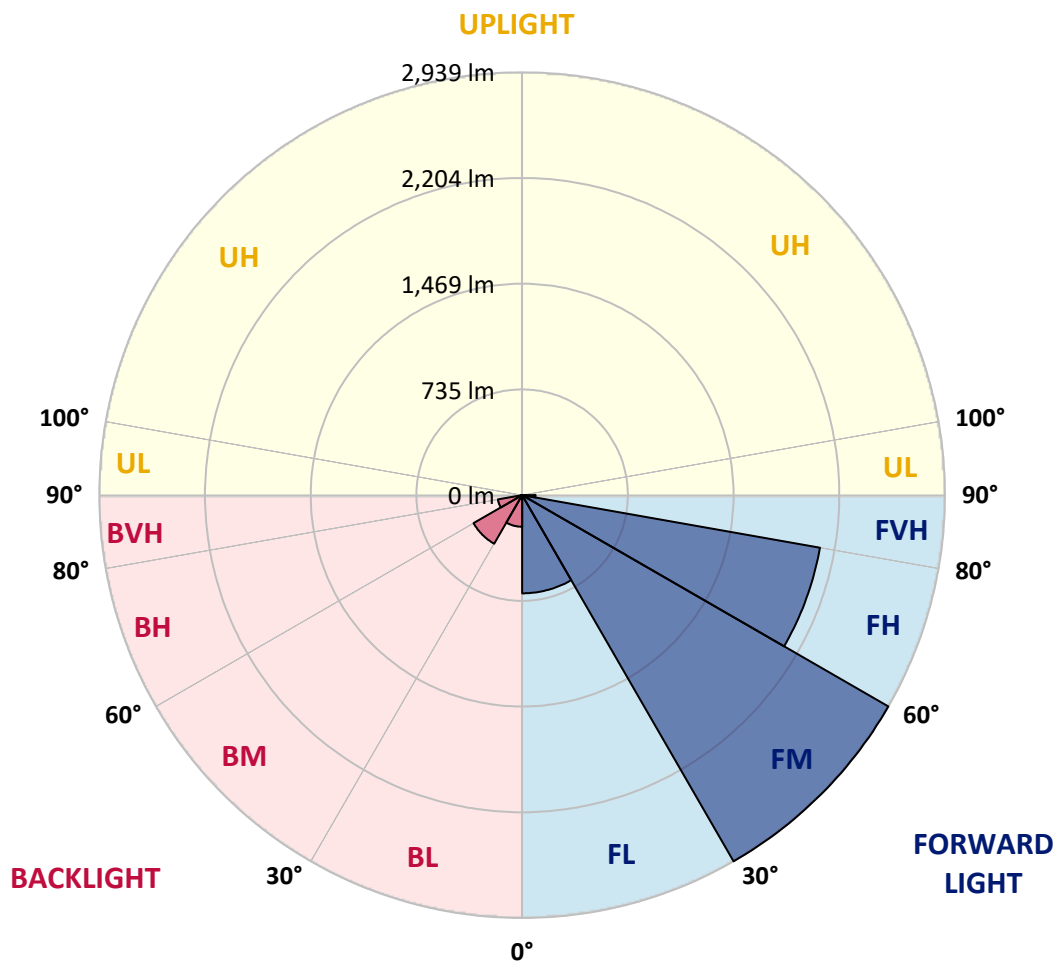
CATALOG NUMBER: EMM2-HSN-SA2A-740-U-T4W-HSS

LUMINAIRE CLASSIFICATION SYSTEM LUMEN TABLE AND BUG RATING:

Zone	Lumens	% Fixture	Zone Rating/Lumen Limit		
			B	U	G
FL (0°-30°)	682.5	10.3			
FM (30°-60°)	2938.9	44.5			
FH (60°-80°)	2101.8	31.8			G2/5000
FVH (80°-90°)	93.5	1.4			G1/100
BL (0°-30°)	220.0	3.3	B1/500		
BM (30°-60°)	389.8	5.9	B1/1000		
BH (60°-80°)	171.3	2.6	B1/500		G1/500
BVH (80°-90°)	10.0	0.2			G0/10
UL (90°-100°)	0.0	0.0		U0/0	
UH (100°-180°)	0.0	0.0		U0/0	

BUG Rating: B1-U0-G2

Type IV Short





REPORT NUMBER: P869063

CATALOG NUMBER: EMM2-HSN-SA2A-740-U-T4W-HSS

CANDELA DISTRIBUTION (FULL):

	0°	5°	15°	25°	35°	40°	45°	55°	65°	75°	85°
0°	1050.4	1050.4	1050.4	1050.4	1050.4	1050.4	1050.4	1050.4	1050.4	1050.4	1050.4
2.5°	1225.4	1219.8	1208.7	1199.4	1186.3	1175.1	1164.0	1143.5	1117.4	1095.1	1067.1
5°	1346.5	1337.2	1329.7	1318.5	1296.2	1286.9	1279.4	1236.6	1191.9	1145.3	1083.9
7.5°	1432.2	1439.6	1424.7	1407.9	1380.0	1368.8	1357.7	1314.8	1259.0	1191.9	1104.4
10°	1530.9	1532.7	1514.1	1493.6	1463.8	1441.5	1426.6	1374.4	1313.0	1238.5	1126.7
12.5°	1625.8	1625.8	1614.7	1584.9	1545.8	1525.3	1499.2	1439.6	1365.1	1277.6	1152.8
15°	1702.2	1705.9	1696.6	1674.3	1631.4	1603.5	1577.4	1508.5	1413.5	1322.3	1173.3
17.5°	1771.1	1769.2	1763.7	1743.2	1702.2	1679.8	1653.8	1577.4	1469.4	1357.7	1204.9
20°	1817.7	1817.7	1815.8	1804.6	1774.8	1758.1	1726.4	1646.3	1530.9	1409.8	1238.5
22.5°	1853.0	1851.2	1851.2	1853.0	1836.3	1819.5	1806.5	1726.4	1594.2	1454.5	1272.0
25°	1882.8	1881.0	1886.6	1890.3	1882.8	1879.1	1864.2	1802.8	1672.4	1506.6	1305.5
27.5°	1922.0	1927.5	1925.7	1925.7	1923.8	1927.5	1925.7	1873.5	1748.8	1562.5	1340.9
30°	1983.4	1992.7	1987.1	1979.7	1979.7	1981.5	1990.9	1957.3	1838.1	1631.4	1380.0
32.5°	2126.8	2117.5	2078.4	2052.3	2056.0	2057.9	2067.2	2048.6	1927.5	1709.6	1421.0
35°	2290.7	2279.5	2236.7	2177.1	2156.6	2149.2	2147.3	2136.1	2024.4	1793.4	1469.4
37.5°	2503.0	2506.7	2443.4	2357.7	2296.3	2249.7	2240.4	2216.2	2108.2	1869.8	1519.7
40°	2719.0	2704.1	2650.1	2566.3	2445.3	2359.6	2331.7	2298.1	2203.2	1949.9	1568.1
42.5°	2927.6	2899.7	2828.9	2737.7	2596.1	2503.0	2439.7	2396.9	2290.7	2037.4	1614.7
45°	3199.5	3119.4	2992.8	2910.9	2733.9	2657.6	2599.8	2504.9	2395.0	2124.9	1670.5
47.5°	3413.7	3259.1	3143.7	3108.3	2877.3	2806.6	2754.4	2622.2	2501.1	2223.7	1728.3
50°	3374.6	3279.6	3251.7	3220.0	2985.4	2942.5	2894.1	2756.3	2609.2	2327.9	1784.1
52.5°	3274.0	3285.2	3320.6	3266.6	3080.3	3050.5	3018.9	2899.7	2717.2	2413.6	1834.4
55°	3193.9	3216.3	3311.3	3294.5	3193.9	3160.4	3138.1	3041.2	2821.5	2491.8	1877.3
57.5°	3048.7	3030.1	3149.2	3342.9	3315.0	3288.9	3266.6	3190.2	2927.6	2547.7	1905.2
60°	2819.6	2750.7	2910.9	3283.3	3398.8	3402.5	3389.5	3302.0	3013.3	2547.7	1890.3
62.5°	2497.4	2432.2	2629.6	3084.1	3443.5	3478.9	3471.4	3341.1	3050.5	2491.8	1832.6
65°	2015.1	2030.0	2285.1	2858.7	3495.6	3583.2	3536.6	3277.7	3004.0	2383.8	1702.2
67.5°	1609.1	1653.8	1882.8	2566.3	3471.4	3581.3	3516.1	3099.0	2804.7	2233.0	1502.9
70°	1270.1	1299.9	1489.9	2171.5	3259.1	3374.6	3292.6	2825.2	2467.6	2000.2	1249.6
72.5°	992.6	1020.6	1182.6	1737.6	2890.4	3024.5	2922.0	2456.4	2046.7	1696.6	992.6
75°	754.3	774.7	895.8	1339.0	2301.9	2469.5	2395.0	1966.6	1597.9	1342.8	759.8
77.5°	486.1	514.0	650.0	938.6	1625.8	1827.0	1836.3	1469.4	1149.1	970.3	558.7
80°	322.2	333.4	417.2	610.9	1000.1	1156.5	1210.5	992.6	733.8	618.3	402.3
82.5°	134.1	149.0	199.3	307.3	501.0	502.8	575.5	419.0	298.0	262.6	169.5
85°	3.7	7.4	5.6	14.9	13.0	20.5	24.2	33.5	24.2	26.1	26.1
87.5°	0.0	0.0	1.9	1.9	3.7	3.7	3.7	3.7	3.7	5.6	3.7
90°	0.0	0.0	0.0	0.0	0.0	0.0	0.0	0.0	0.0	0.0	0.0



REPORT NUMBER: P869063

CATALOG NUMBER: EMM2-HSN-SA2A-740-U-T4W-HSS

CANDELA DISTRIBUTION (continued):

	90°	95°	105°	115°	125°	135°	145°	155°	165°	175°	180°
0°	1050.4	1050.4	1050.4	1050.4	1050.4	1050.4	1050.4	1050.4	1050.4	1050.4	1050.4
2.5°	1054.1	1037.3	1003.8	977.7	949.8	929.3	910.7	890.2	877.2	879.0	866.0
5°	1054.1	1022.4	955.4	895.8	841.8	802.7	759.8	726.3	702.1	698.4	709.6
7.5°	1059.7	1007.5	907.0	817.6	743.1	681.6	636.9	603.4	586.6	575.5	573.6
10°	1065.3	996.4	862.3	748.7	655.5	588.5	549.4	512.1	493.5	491.7	486.1
12.5°	1069.0	983.3	821.3	679.8	582.9	519.6	480.5	450.7	435.8	435.8	433.9
15°	1082.0	979.6	778.5	627.6	527.0	465.6	432.1	407.9	398.5	393.0	391.1
17.5°	1093.2	972.1	741.2	575.5	476.8	422.8	391.1	374.3	365.0	361.3	359.4
20°	1110.0	968.4	705.8	532.6	439.5	387.4	363.2	348.3	342.7	338.9	338.9
22.5°	1126.7	964.7	670.4	495.4	407.9	361.3	338.9	325.9	320.3	318.5	316.6
25°	1147.2	962.8	640.7	463.7	379.9	340.8	320.3	309.2	301.7	298.0	298.0
27.5°	1167.7	964.7	610.9	432.1	355.7	322.2	301.7	288.7	283.1	275.6	277.5
30°	1195.6	966.6	586.6	406.0	335.2	303.6	284.9	268.2	260.7	257.0	257.0
32.5°	1223.6	974.0	562.4	381.8	314.7	288.7	266.3	251.4	242.1	240.2	238.4
35°	1253.4	979.6	540.1	361.3	298.0	271.9	249.6	234.7	227.2	225.3	225.3
37.5°	1286.9	988.9	523.3	342.7	281.2	255.1	234.7	219.8	214.2	212.3	212.3
40°	1322.3	1003.8	510.3	325.9	268.2	240.2	221.6	208.6	204.9	203.0	203.0
42.5°	1357.7	1016.8	499.1	312.9	255.1	227.2	212.3	199.3	193.7	193.7	193.7
45°	1391.2	1026.2	487.9	299.8	242.1	217.9	201.1	190.0	184.4	184.4	184.4
47.5°	1421.0	1035.5	471.2	286.8	229.1	204.9	191.8	180.6	175.1	175.1	175.1
50°	1452.6	1041.1	452.6	270.0	216.0	195.5	182.5	169.5	165.7	163.9	163.9
52.5°	1478.7	1041.1	428.3	253.3	201.1	182.5	171.3	160.2	154.6	150.9	150.9
55°	1497.3	1041.1	402.3	232.8	186.2	171.3	160.2	149.0	141.5	136.0	136.0
57.5°	1508.5	1035.5	372.5	208.6	171.3	156.4	149.0	136.0	121.1	109.9	106.2
60°	1499.2	1018.7	340.8	182.5	154.6	143.4	137.8	121.1	100.6	95.0	95.0
62.5°	1460.1	979.6	309.2	160.2	141.5	130.4	124.8	106.2	91.3	85.7	85.7
65°	1350.2	884.6	270.0	139.7	126.6	119.2	111.7	95.0	81.9	74.5	74.5
67.5°	1190.0	763.6	225.3	122.9	113.6	108.0	102.4	85.7	72.6	65.2	65.2
70°	964.7	616.4	191.8	108.0	100.6	96.8	91.3	78.2	63.3	57.7	57.7
72.5°	758.0	484.2	160.2	96.8	93.1	85.7	81.9	68.9	57.7	52.1	52.1
75°	564.3	361.3	141.5	85.7	85.7	76.4	74.5	61.5	50.3	46.6	46.6
77.5°	415.3	268.2	122.9	74.5	74.5	67.0	63.3	54.0	46.6	42.8	42.8
80°	281.2	182.5	91.3	55.9	55.9	54.0	50.3	46.6	39.1	35.4	33.5
82.5°	119.2	76.4	44.7	27.9	26.1	20.5	16.8	13.0	13.0	11.2	11.2
85°	20.5	9.3	9.3	7.4	5.6	5.6	5.6	3.7	3.7	3.7	3.7
87.5°	3.7	3.7	3.7	3.7	3.7	3.7	1.9	1.9	1.9	1.9	1.9
90°	0.0	0.0	0.0	0.0	0.0	0.0	0.0	0.0	0.0	0.0	0.0

LM-79-2019: Approved Method: Electrical and Photometric Measurements of Solid-State Lighting Products

Report Prepared for

Cooper Lighting Solutions

Streetworks

Report Number: SP1-2407-157-5

Test Date: 08/07/2024

Luminaire Tested: MEM2-HTN-SA-40-740-U-5WQ-2

Data in this report applies to families of products including MEM2-HTN-SA-40-740-U-5WQ-2

Test Information

Test Method: LM-79-2019
 Report Number: SP1-2407-157-5
 Test Lab: COOPER LIGHTING SOLUTIONS
 Photometer: SP1 - 76IN SPHERE
 Measurement Geometry: 4π
 Issue Date: 08/20/2024
 Manufacturer: COOPER LIGHTING SOLUTIONS
 Product Line: Streetworks
 Catalog Number: **MEM2-HTN-SA-40-740-U-5WQ-2**
 Description: Epic Modern Light Square 40W 5WQ Optic and Flare Trim

Spectral Parameters

CCT (K): 3915
 CIE u': 0.2262
 CIE v': 0.5044
 Duv: 0.0010
 CIE x: 0.3850
 CIE y: 0.3816
 CIE z: 0.2334
 Peak Wavelength (nm): 449
 Dominant Wavelength (nm): 578
 Purity: 30.05482
 Rf: 73.2
 Rg: 93.9

CRI (Ra):	71.0		
R1:	67.6	R9:	-38.4
R2:	78.3	R10:	48.9
R3:	87.1	R11:	65.3
R4:	69.7	R12:	40.4
R5:	67.4	R13:	69.3
R6:	69.3	R14:	92.6
R7:	79.7	R15:	59.9
R8:	48.7		



Test Conditions

Stabilization Time: 21M
 Operation Time: 1H 21M
 Sphere Temperature (°C): 24.2

REPORT NUMBER: SP1-2407-157-5

Measurement and Test Equipment			
Instrument	Identification Number	Calibration Date	Calibration Due Date
Photometer	IN0058	6/18/2024	12/18/2024
Power Meter	INXT2011004	2/8/2024	2/8/2025
AC Power Source	IN0063	10/24/2023	10/24/2024
DC Power Source	IN0208	10/24/2023	10/24/2024
Sphere Thermometer	IN0085	10/24/2023	10/24/2024
Room Thermometer	IN0046	10/24/2023	10/24/2024

REPORT NUMBER: SP1-2407-157-5

CIE 1931 Chromaticity Diagram



CIE 1931 Chromaticity Diagram with 2017 ANSI 7-Step and 4-Step Quadrangles



Point lies inside the ANSI 4000K 4-step quadrangle

REPORT NUMBER: SP1-2407-157-5

Photopic Flux vs. Wavelength



Photopic Lumens: NR

λ (nm)	Power W [^] /nm	Lumens (φ/nm)	λ (nm)	Power W [^] /nm	Lumens (φ/nm)	λ (nm)	Power W [^] /nm	Lumens (φ/nm)	λ (nm)	Power W [^] /nm	Lumens (φ/nm)	λ (nm)	Power W [^] /nm	Lumens (φ/nm)
360	0	NR	490	112	NR	620	618	NR	750	15	NR	880	0	NR
365	0	NR	495	153	NR	625	563	NR	755	13	NR	885	0	NR
370	0	NR	500	216	NR	630	510	NR	760	11	NR	890	0	NR
375	0	NR	505	291	NR	635	456	NR	765	9	NR	895	0	NR
380	0	NR	510	366	NR	640	407	NR	770	8	NR	900	0	NR
385	0	NR	515	436	NR	645	359	NR	775	7	NR	905	0	NR
390	0	NR	520	492	NR	650	316	NR	780	6	NR	910	0	NR
395	2	NR	525	536	NR	655	277	NR	785	5	NR	915	0	NR
400	4	NR	530	567	NR	660	240	NR	790	4	NR	920	0	NR
405	7	NR	535	596	NR	665	208	NR	795	4	NR	925	0	NR
410	12	NR	540	619	NR	670	179	NR	800	3	NR	930	0	NR
415	25	NR	545	644	NR	675	154	NR	805	3	NR	935	0	NR
420	51	NR	550	671	NR	680	133	NR	810	3	NR	940	0	NR
425	100	NR	555	701	NR	685	114	NR	815	2	NR	945	0	NR
430	180	NR	560	735	NR	690	98	NR	820	2	NR	950	0	NR
435	315	NR	565	768	NR	695	83	NR	825	2	NR	955	0	NR
440	514	NR	570	798	NR	700	71	NR	830	1	NR	960	0	NR
445	828	NR	575	825	NR	705	61	NR	835	1	NR	965	0	NR
450	992	NR	580	843	NR	710	52	NR	840	1	NR	970	0	NR
455	652	NR	585	848	NR	715	44	NR	845	1	NR	975	0	NR
460	382	NR	590	844	NR	720	38	NR	850	1	NR	980	0	NR
465	282	NR	595	826	NR	725	32	NR	855	1	NR	985	0	NR
470	180	NR	600	800	NR	730	28	NR	860	1	NR	990	0	NR
475	119	NR	605	762	NR	735	24	NR	865	1	NR	995	0	NR
480	101	NR	610	719	NR	740	20	NR	870	1	NR	1000	0	NR
485	98	NR	615	669	NR	745	17	NR	875	0	NR			

REPORT NUMBER: SP1-2407-157-5

Scotopic Flux vs. Wavelength



Scotopic Lumens: NR

S/P: 1.49

λ (nm)	Power W [^] /nm	Lumens (φ/nm)	λ (nm)	Power W [^] /nm	Lumens (φ/nm)	λ (nm)	Power W [^] /nm	Lumens (φ/nm)	λ (nm)	Power W [^] /nm	Lumens (φ/nm)	λ (nm)	Power W [^] /nm	Lumens (φ/nm)
360	0	NR	490	112	NR	620	618	NR	750	15	NR	880	0	NR
365	0	NR	495	153	NR	625	563	NR	755	13	NR	885	0	NR
370	0	NR	500	216	NR	630	510	NR	760	11	NR	890	0	NR
375	0	NR	505	291	NR	635	456	NR	765	9	NR	895	0	NR
380	0	NR	510	366	NR	640	407	NR	770	8	NR	900	0	NR
385	0	NR	515	436	NR	645	359	NR	775	7	NR	905	0	NR
390	0	NR	520	492	NR	650	316	NR	780	6	NR	910	0	NR
395	2	NR	525	536	NR	655	277	NR	785	5	NR	915	0	NR
400	4	NR	530	567	NR	660	240	NR	790	4	NR	920	0	NR
405	7	NR	535	596	NR	665	208	NR	795	4	NR	925	0	NR
410	12	NR	540	619	NR	670	179	NR	800	3	NR	930	0	NR
415	25	NR	545	644	NR	675	154	NR	805	3	NR	935	0	NR
420	51	NR	550	671	NR	680	133	NR	810	3	NR	940	0	NR
425	100	NR	555	701	NR	685	114	NR	815	2	NR	945	0	NR
430	180	NR	560	735	NR	690	98	NR	820	2	NR	950	0	NR
435	315	NR	565	768	NR	695	83	NR	825	2	NR	955	0	NR
440	514	NR	570	798	NR	700	71	NR	830	1	NR	960	0	NR
445	828	NR	575	825	NR	705	61	NR	835	1	NR	965	0	NR
450	992	NR	580	843	NR	710	52	NR	840	1	NR	970	0	NR
455	652	NR	585	848	NR	715	44	NR	845	1	NR	975	0	NR
460	382	NR	590	844	NR	720	38	NR	850	1	NR	980	0	NR
465	282	NR	595	826	NR	725	32	NR	855	1	NR	985	0	NR
470	180	NR	600	800	NR	730	28	NR	860	1	NR	990	0	NR
475	119	NR	605	762	NR	735	24	NR	865	1	NR	995	0	NR
480	101	NR	610	719	NR	740	20	NR	870	1	NR	1000	0	NR
485	98	NR	615	669	NR	745	17	NR	875	0	NR			

REPORT NUMBER: SP1-2407-157-5

Melanopic Flux vs. Wavelength



Melanopic Lumens: NR

M/P: 2.88

λ (nm)	Power W [^] /nm	Lumens (φ/nm)	λ (nm)	Power W [^] /nm	Lumens (φ/nm)	λ (nm)	Power W [^] /nm	Lumens (φ/nm)	λ (nm)	Power W [^] /nm	Lumens (φ/nm)	λ (nm)	Power W [^] /nm	Lumens (φ/nm)
360	0	NR	490	112	NR	620	618	NR	750	15	NR	880	0	NR
365	0	NR	495	153	NR	625	563	NR	755	13	NR	885	0	NR
370	0	NR	500	216	NR	630	510	NR	760	11	NR	890	0	NR
375	0	NR	505	291	NR	635	456	NR	765	9	NR	895	0	NR
380	0	NR	510	366	NR	640	407	NR	770	8	NR	900	0	NR
385	0	NR	515	436	NR	645	359	NR	775	7	NR	905	0	NR
390	0	NR	520	492	NR	650	316	NR	780	6	NR	910	0	NR
395	2	NR	525	536	NR	655	277	NR	785	5	NR	915	0	NR
400	4	NR	530	567	NR	660	240	NR	790	4	NR	920	0	NR
405	7	NR	535	596	NR	665	208	NR	795	4	NR	925	0	NR
410	12	NR	540	619	NR	670	179	NR	800	3	NR	930	0	NR
415	25	NR	545	644	NR	675	154	NR	805	3	NR	935	0	NR
420	51	NR	550	671	NR	680	133	NR	810	3	NR	940	0	NR
425	100	NR	555	701	NR	685	114	NR	815	2	NR	945	0	NR
430	180	NR	560	735	NR	690	98	NR	820	2	NR	950	0	NR
435	315	NR	565	768	NR	695	83	NR	825	2	NR	955	0	NR
440	514	NR	570	798	NR	700	71	NR	830	1	NR	960	0	NR
445	828	NR	575	825	NR	705	61	NR	835	1	NR	965	0	NR
450	992	NR	580	843	NR	710	52	NR	840	1	NR	970	0	NR
455	652	NR	585	848	NR	715	44	NR	845	1	NR	975	0	NR
460	382	NR	590	844	NR	720	38	NR	850	1	NR	980	0	NR
465	282	NR	595	826	NR	725	32	NR	855	1	NR	985	0	NR
470	180	NR	600	800	NR	730	28	NR	860	1	NR	990	0	NR
475	119	NR	605	762	NR	735	24	NR	865	1	NR	995	0	NR
480	101	NR	610	719	NR	740	20	NR	870	1	NR	1000	0	NR
485	98	NR	615	669	NR	745	17	NR	875	0	NR			

Summary

$R_f = 73.2$
 $R_g = 93.9$
 $CIE R_a = 71.0$
 $R_g = -38.4$



Color Vector Graphics



Individual Sample Fidelity Index ($R_{f,i}$)

CES01 = 85	CES26 = 61	CES51 = 88	CES76 = 50
CES02 = 61	CES27 = 88	CES52 = 87	CES77 = 69
CES03 = 30	CES28 = 81	CES53 = 77	CES78 = 53
CES04 = 70	CES29 = 65	CES54 = 84	CES79 = 81
CES05 = 47	CES30 = 81	CES55 = 83	CES80 = 78
CES06 = 50	CES31 = 69	CES56 = 73	CES81 = 77
CES07 = 40	CES32 = 60	CES57 = 72	CES82 = 91
CES08 = 39	CES33 = 76	CES58 = 73	CES83 = 89
CES09 = 29	CES34 = 70	CES59 = 85	CES84 = 86
CES10 = 74	CES35 = 83	CES60 = 89	CES85 = 77
CES11 = 57	CES36 = 91	CES61 = 81	CES86 = 71
CES12 = 63	CES37 = 79	CES62 = 85	CES87 = 76
CES13 = 42	CES38 = 92	CES63 = 72	CES88 = 80
CES14 = 74	CES39 = 96	CES64 = 64	CES89 = 70
CES15 = 71	CES40 = 91	CES65 = 61	CES90 = 79
CES16 = 46	CES41 = 93	CES66 = 57	CES91 = 74
CES17 = 49	CES42 = 80	CES67 = 54	CES92 = 57
CES18 = 56	CES43 = 76	CES68 = 63	CES93 = 74
CES19 = 72	CES44 = 99	CES69 = 73	CES94 = 51
CES20 = 65	CES45 = 85	CES70 = 55	CES95 = 65
CES21 = 86	CES46 = 82	CES71 = 48	CES96 = 76
CES22 = 78	CES47 = 86	CES72 = 83	CES97 = 84
CES23 = 92	CES48 = 77	CES73 = 45	CES98 = 75
CES24 = 91	CES49 = 80	CES74 = 93	CES99 = 62
CES25 = 72	CES50 = 88	CES75 = 51	



Color Rendition by Hue-Angle Bin



Measure Comparisons



(END OF REPORT)